
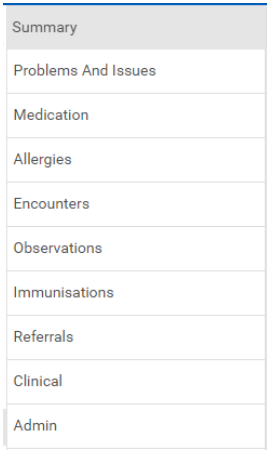

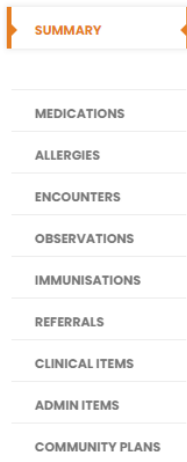






Plexus, EPMA, ICE & Panda	
 Plexus	<p>Click on Plexus from the navigation list.</p>
	<p>This will open in the Affinity Portal window and will show information from the GP record. The Summary screen will show as default and there are also tabs for Problems And Issues, Medication, Allergies, Encounters, Observations, Immunisations, Referrals, Clinical and Admin.</p>
	<p>Click on the next PLEXUS link from the navigation list.</p>
	<p>This opens in a new window on the current patient record. This will show the Summary screen as default and there are also tabs for Problems And Issues, Medication, Allergies, Encounters, Observations, Immunisations, Referrals, Clinical Items, Admin Items and Community Plans.</p>
	<p>Click on Community Plans to view the plans from East Sussex Healthcare Trust and Sussex Community Foundation Trust.</p>

Plexus, EPMA, ICE & Panda	
<div style="display: flex; justify-content: space-around; border-bottom: 1px solid #00a0e3; margin-bottom: 10px;"> East Sussex Healthcare Trust Sussex Community Foundation Trust </div>	
	<p>Click on the EPMA link from the navigation list.</p> <p>EPMA will allow you to request medications. A window opens within Affinity Portal, click OK for Inpatient or select a Clinic for Outpatient and then click OK.</p> <p>This will then open EPMA in a new window.</p>
<p>For inpatient click OK For outpatient select clinic</p> <div style="border: 1px solid #ccc; padding: 5px; width: fit-content; margin: 0 auto;"> Select clinic then click OK ▾ </div> <hr style="width: 50%; margin: 10px auto;"/> <p>Please ensure you have logged in using the correct EPMA account by checking your name on the upper right corner of the EPMA landing page.</p> <div style="display: flex; justify-content: flex-end; gap: 20px; margin-top: 20px;"> OK CANCEL </div>	
	<p>Click on the ICE link from the navigation list.</p>
<p>ICE (Order Comms) allows you to order tests & exams. A window opens within Affinity Portal, choose the Inpatient Ward or the Outpatient Location. Select the appropriate Ice Action, this is already defaulted to Order Tests/Exams and click on OK</p>	

Plexus, EPMA, ICE & Panda	
<p>Inpatient Ward: <input type="text" value=""/></p> <p>Ice Action: <input type="text" value="Order Tests/Exams"/></p> <p>Outpatient Location: <input type="text" value=""/></p> <p><input type="checkbox"/> Set Location for this Session</p> <hr/> <p style="text-align: right;"> <input type="button" value="OK"/> <input type="button" value="CANCEL"/> </p>	
 Panda 	<p>Click on the Panda link from the navigation list.</p>
	<p>Panda opens in a new window with the current patient information displayed.</p> <p>Panda Clinical Portal is used at Brighton & Hayward's Heath and will give staff in Chichester/Worthing/Shoreham a view of patient information including PACS View, A&E Attendances, EPMA, Documents, Pathology Results, Referrals etc.</p> <p>Click on the X on the tab to close and go back to Affinity Portal.</p>
<div style="display: flex; justify-content: space-around; margin-bottom: 10px;"> PACS - View ▾ A&E Attendances Summary Record Horizon Micro Guide EPMA READ ONLY </div> <div style="display: flex; justify-content: space-around;"> Summary Documents Pathology Results CRIS Orders Appointments MUSE ECGs Referrals </div>	