





Observations & Patienttrack																					
 Observations	To view the Patienttrack recordings for the current spell click on Observations .																				
	The readings will display:																				
<table border="1"> <thead> <tr> <th>19-Mar-2020 22:14</th> <th>20-Mar-2020 03:05</th> <th>20-Mar-2020 07:26</th> <th>Observation</th> </tr> </thead> <tbody> <tr> <td>2</td> <td>3</td> <td>3</td> <td>NEWS</td> </tr> <tr> <td>97</td> <td>99</td> <td>97</td> <td>Oxygen Saturation</td> </tr> <tr> <td>NC 2 Litre</td> <td>NC 2 Litre</td> <td>NC 2 Litre</td> <td>Fraction Of Inspired Oxygen (% & L)</td> </tr> <tr> <td>18</td> <td>17</td> <td>17</td> <td>Respiration Rate</td> </tr> </tbody> </table>		19-Mar-2020 22:14	20-Mar-2020 03:05	20-Mar-2020 07:26	Observation	2	3	3	NEWS	97	99	97	Oxygen Saturation	NC 2 Litre	NC 2 Litre	NC 2 Litre	Fraction Of Inspired Oxygen (% & L)	18	17	17	Respiration Rate
19-Mar-2020 22:14	20-Mar-2020 03:05	20-Mar-2020 07:26	Observation																		
2	3	3	NEWS																		
97	99	97	Oxygen Saturation																		
NC 2 Litre	NC 2 Litre	NC 2 Litre	Fraction Of Inspired Oxygen (% & L)																		
18	17	17	Respiration Rate																		
 Summary	Click on the Collapse < button above Summary to hide the side panel and give more screen space.																				
	If appropriate, use the horizontal scroll bar at the bottom of the window to move backwards and forwards in time.																				
	Click on the Expand button to re-open the side panel.																				
 Patienttrack	To record observations & tasks, click on Patienttrack from the navigation pane. This will open within the portal window.																				