

Scanner Settings Needed for Careflow / Box Preparer

No prefix or suffix to scanned number




I.e. scanner output should be as follows:

Number[Carriage Return]

For a Honeywell Hyperion 1300g Scanner, scan the following barcode, which will clear the previous settings, and configure the scanner to work correctly in Box Preparer / Careflow.

1. 
-

For a Honeywell 1400g Scanner, scan the following barcodes in order, which will clear the previous settings, and configure the scanner to work correctly in Box Preparer / Careflow.

1. 
 2. 
 3. 
-

For a Honeywell 1200g Scanner, scan the following barcodes In order, which will clear the previous settings, and configure the scanner to work correctly In Box Preparer / Careflow.



For a Honeywell 3800(g) Scanner, scan the following barcodes In order, which will clear the previous settings, and configure the scanner to work correctly In Box Preparer / Careflow.

