

G2 SpeechReport users only

Speechmike not recording/playing? Recording from PC Mic or Sound coming out of the PC

Have you or a colleague unplugged the SpeechMike from the PC?

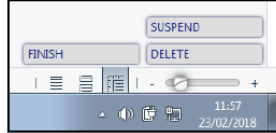
Please follow this advice:

Always plug the SpeechMike
in before you open
G2 SpeechReport

*If it still wants you to confirm
the device plugged in, follow
the steps to the right*

THANKS!


1. Close any letter you have open as you can't set up the SpeechMike otherwise



Keep this dictation? - click Suspend. Pick letter up from the Dictation tab after SpeechMike set up

Re-record this dictation? - click Delete then restart letter from the Clinical tab if a clinic letter after SpeechMike set up

2. Ensure the SpeechMike is now plugged into the PC



3. Click G2 icon to open G2 Settings

4. Click the Recording tab
5. Ensure Recording Device is set to the SpeechMike
6. Ensure Recording Level is suitable
Silence Detection Level works well at 12%
7. Click the Playback tab
8. Ensure Playback Device is set to the SpeechMike
9. Ensure Playback Level is suitable
10. Click Save & Close button

Now return to your dictation

SpeechMike *still* doesn't work:

- a. Try a different USB slot in the PC
- b. Try another SpeechMike

Still not working? Call IT Helpdesk x65777

G2 SpeechReport users only

Speechmike not recording/playing? Recording from PC Mic or Sound coming out of the PC

Have you or a colleague unplugged the SpeechMike from the PC?

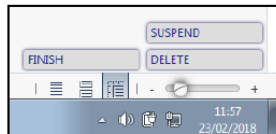
Please follow this advice:

Always plug the SpeechMike
in before you open
G2 SpeechReport

*If it still wants you to confirm
the device plugged in, follow
the steps to the right*

THANKS!


1. Close any letter you have open as you can't set up the SpeechMike otherwise



Keep this dictation? - click Suspend. Pick letter up from the Dictation tab after SpeechMike set up

Re-record this dictation? - click Delete then restart letter from the Clinical tab if a clinic letter after SpeechMike set up

2. Ensure the SpeechMike is now plugged into the PC



3. Click G2 icon to open G2 Settings

4. Click the Recording tab
5. Ensure Recording Device is set to the SpeechMike
6. Ensure Recording Level is suitable
Silence Detection Level works well at 12%
7. Click the Playback tab
8. Ensure Playback Device is set to the SpeechMike
9. Ensure Playback Level is suitable
10. Click Save & Close button

Now return to your dictation

SpeechMike *still* doesn't work:

- a. Try a different USB slot in the PC
- b. Try another SpeechMike

Still not working? Call IT Helpdesk x65777