
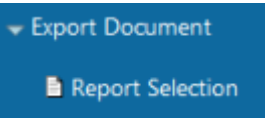
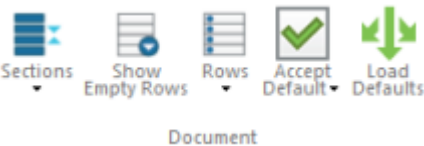


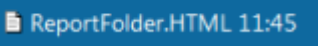
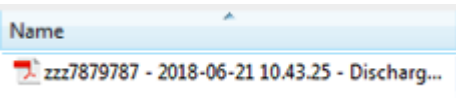


Discharge Reports	
Select <b>Export Document</b>	
Select <b>Report Selection</b>	
Only request the discharge report when a bed is available and the patient is almost ready to leave the unit	
Select <b>Show Empty Rows</b>	 Document
Select <b>Report Request</b>	
Select <b>Discharge Report</b>	 Report Type WARNING: This report should only be used for currently admitted patients. If used for previous discharges take extra care that there is no missing data. <div> Report Request <div> <input checked="" type="checkbox"/> &lt;Clear Entry&gt;  <input type="checkbox"/> Discharge Report </div> </div>
Select <b>Save Chart</b>	
Select the report to view	 13/06/2018 
After 10/15 minutes the PDF of the word report will be in the report page - this pulls data from all over the ICCA episode	
Double click on the report to view	

Discharge Reports	
Discharge Summary opens in PDF and can be printed	<div> <div>E Learning patient Do not delete #zzz7879787 DOB:</div> <div>Critical Care Discharge Summary</div> <div> <div> E Learning patient Do not delete  zzz7879787 (Hospital Number)  (Date of Birth) </div> <div> Length of Stay: days  ITU Admission: Discharged: 21/06/2018  Hospital Admission:  Discharged from: TRAINING UNIT </div> </div> </div>
If there is any delay or more data added to ICCA before transfer, especially in the medical notes, request a new discharge report by clearing and then re-selecting discharge report	
Double click <b>Discharge Report</b>	
Select <b>&lt;Clear Entry&gt;</b>	<div> <div>Report Type</div> <div>WARNING: This report should only be used for currently admitted patients.</div> <div>If used for previous discharges take extra care that there is no missing data.</div> <div> <div>Report Request</div> <div> Discharge Report  <input type="checkbox"/> &lt;Clear Entry&gt;  <input checked="" type="checkbox"/> Discharge Report </div> </div> </div>
Select <b>Save Chart</b>	
Select <b>Report Request</b>	
Select <b>Discharge Report</b>	
Select <b>Save Chart</b>	
<p>Just as the patient is leaving ICU, transfer or discharge the patient via PAS (remember the actual time must be entered) and not ICCA (The transfer or discharge time and location will appear automatically on the demographic form via PAS.</p> <p>Always transfer to other clinical areas within the Trust - only discharge for a discharge out of the hospital or for a death</p>	