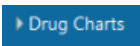

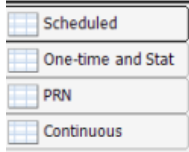
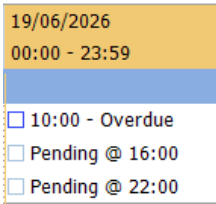
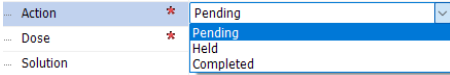
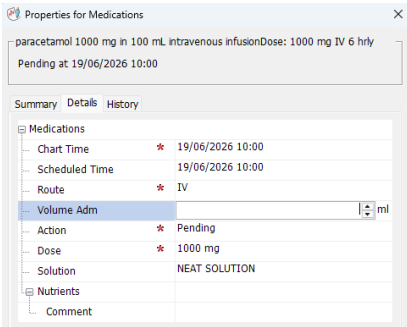
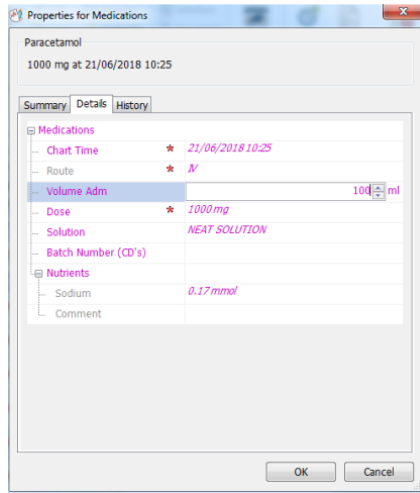


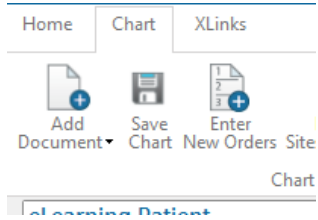
Drug Administration – Scheduled Infusions	
Select Drug Charts	
Click Drug Chart	
Clicking onto Scheduled, One-time and Stat, PRN or Continuous will scroll the drug chart down to that section	
Double-click on a Pending/Overdue Medication to open the drug properties for administration	
Double click Chart Time if you need to change it	
Double-click into the Action field and change this to completed if administered	
Continuous Infusions will have Start or suspend in their action field – See the continuous infusions guide for this	
Double-click Volume Adm and enter the volume to ensure the fluid balance chart is correct	
Double-click into any other field that needs amending to match your administration	

Drug Administration – Scheduled Infusions

Click **OK**



Select **Save Chart**



IMPORTANT NOTE -- IVs are among some medications that **must** be cosigned for administration.

Please see the guide for cosigning to follow this process.

Commented [ZS1]: Change this to must in ALL guides for administration where this is mentioned