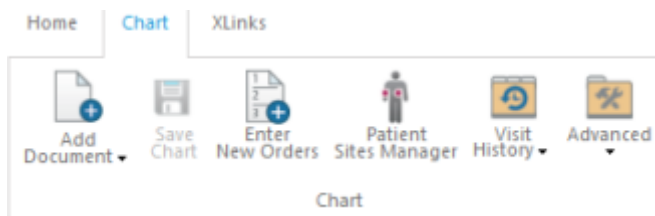
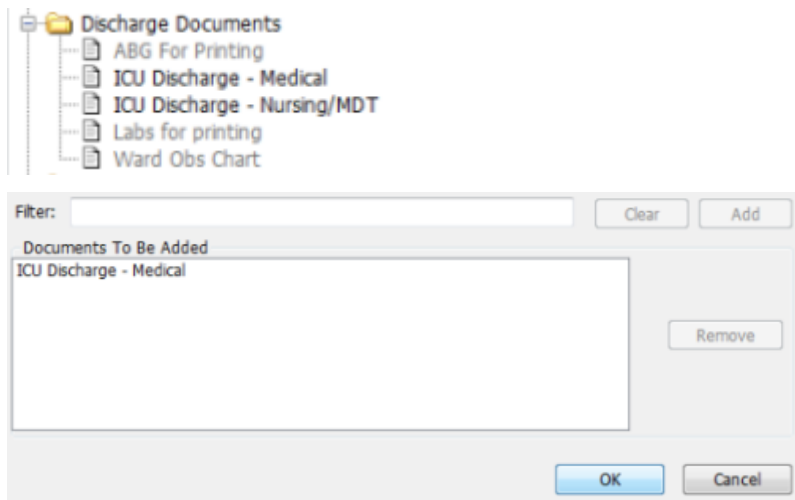




Add a Discharge Document - Medical	
<p>In this crib sheet, we're going to add a Discharge document</p> <p>This can only be added once, so add when discharge is very likely to occur as the latest documentation copies over</p> <p>Remember to complete the handover details, prescribe JAC and amend discharge form if delay</p> <p>Please ensure all drugs are rationalised on the ICCA drug chart before discharge</p> <p>The Nursing Staff will print the drug chart and discharge report which incorporates the medical discharge form</p> <p>The Nursing Staff will always transfer or discharge the patient via PAS</p>	
Select <b>Add Document</b>	
Select <b>ICU Discharge – Medical</b>	
Click <b>Add</b>	
Click <b>OK</b>	
Complete the Discharge document as required, e.g. <b>ICU Escalation Plan</b>	

Add a Discharge Document - Medical	
Select <b>Accept Default</b>	
Select <b>Section: ICU Escalation Plan</b> (for example)	
Select <b>Save Chart</b>	