

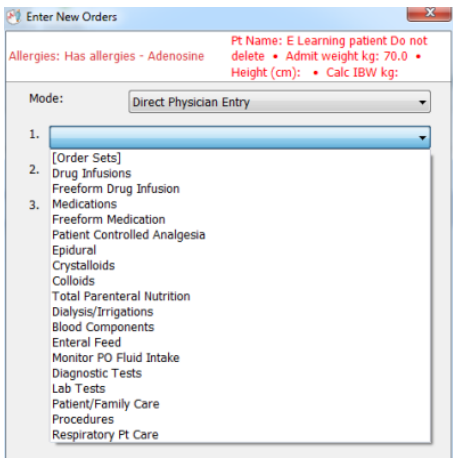
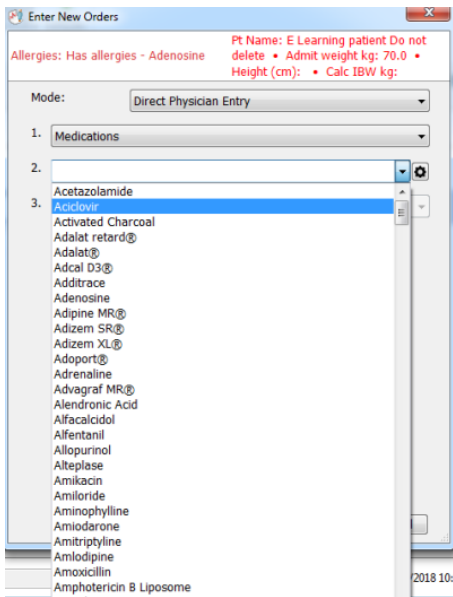
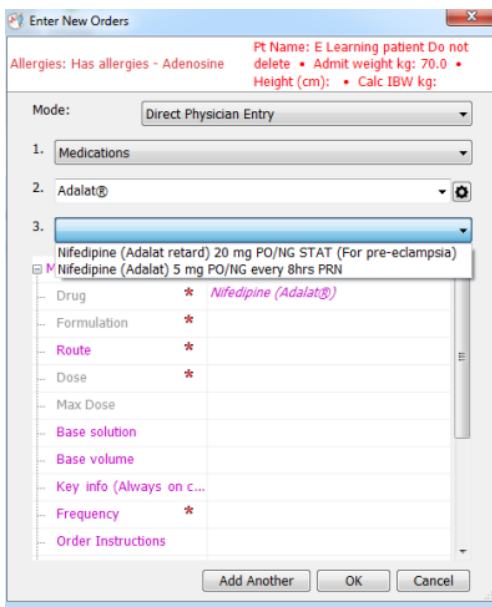
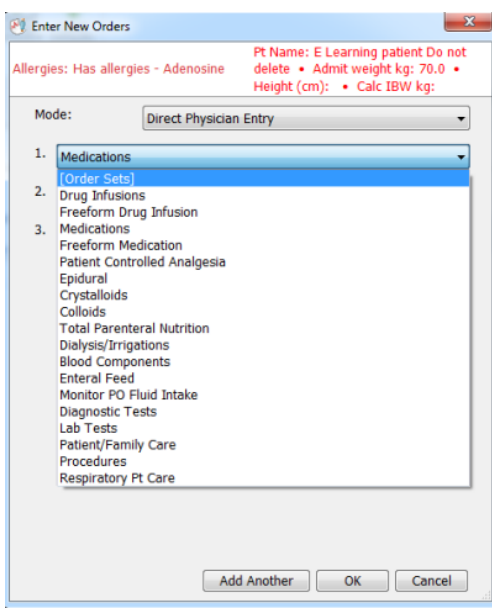
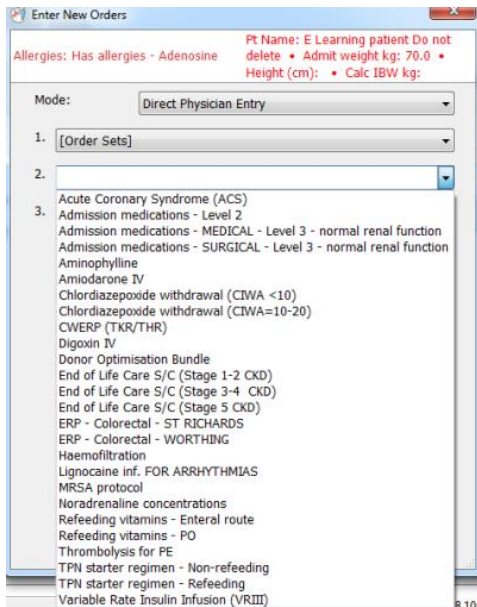
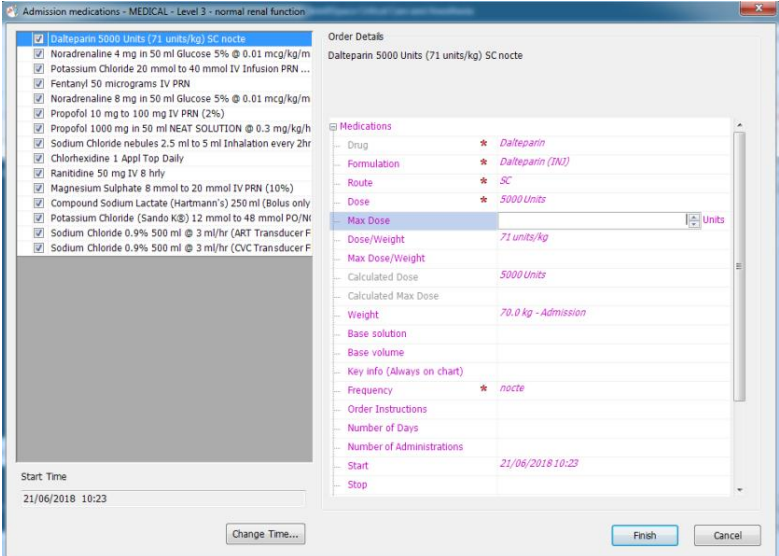


Order Entry	
Select the Chart tab	
Select Enter New Orders	
With Mode set to Direct Physician Entry , select the drop down next to 1	
Choose an option from the list e.g. Medications	
Select the drop down next to 2	
Choose an option from the list	
Select the drop down next to 3	

Order Entry	
Choose an option from the list	
Select Add Another	 <p>The screenshot shows the 'Enter New Orders' window. At the top, it displays patient information: 'Pt Name: E Learning patient Do not delete', 'Admit weight kg: 70.0', and 'Height (cm):'. Below this, the 'Allergies' section shows 'Has allergies - Adenosine'. The 'Mode' is set to 'Direct Physician Entry'. The '1. Medications' dropdown is selected. The '2. Adalat®' dropdown is also selected. The '3.' dropdown is open, showing a list of medications including 'Nifedipine (Adalat retard) 20 mg PO/NG STAT (For pre-eclampsia)' and 'Nifedipine (Adalat) 5 mg PO/NG every 8hrs PRN'. The 'Add Another' button is visible at the bottom right of the window.</p>
Select [Order Sets]	 <p>The screenshot shows the 'Enter New Orders' window. The '1. Medications' dropdown is selected, and the '[Order Sets]' option is highlighted in the list. Other options in the list include 'Drug Infusions', 'Freeform Drug Infusion', 'Medications', 'Freeform Medication', 'Patient Controlled Analgesia', 'Epidural', 'Crystalloids', 'Colloids', 'Total Parenteral Nutrition', 'Dialysis/Irrigations', 'Blood Components', 'Enteral Feed', 'Monitor PO Fluid Intake', 'Diagnostic Tests', 'Lab Tests', 'Patient/Family Care', 'Procedures', and 'Respiratory Pt Care'. The 'Add Another' button is visible at the bottom right of the window.</p>

Order Entry	
Choose an option from the list	
All Medications in that Order Set will show	
Click on Finish	
Select Save Chart	