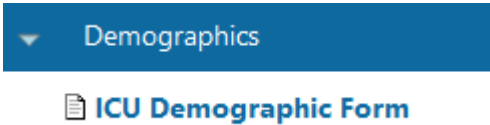
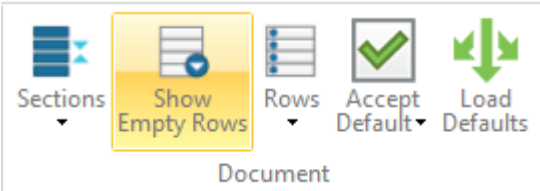

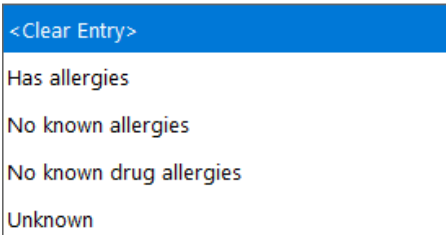
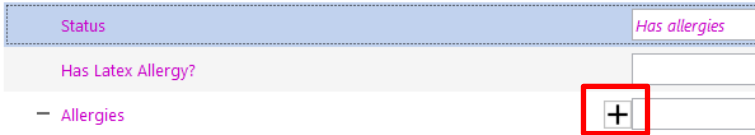


View Allergy Information	
Allergies are found in the ICU Demographic Form	<div>Demographics</div> <div>ICU Demographic Form</div>
There is a warning triangle that lights up when an allergy has been entered	<div>J05 Test No bed TRAINING UNIT</div> <div>J05 Test No bed TRAINING UNIT</div>
Click the warning triangle to see the allergy properties	<div>Properties for Allergies</div> <div> <div>Allergies</div> <div>Has allergies - Penicillin at 04/06/2024 12:45</div> <div>Summary Details History</div> <div> <div>Allergies</div> <div> <div>Status</div> <div>Has allergies</div> </div> <div>Has Latex Allergy?</div> <div> <div>Allergies</div> <div> <div>Allergies 1</div> <div> <div>Type</div> <div>Drug allergy</div> </div> <div> <div>Severity</div> <div>Mild</div> </div> <div> <div>Drug Allergen *</div> <div>Penicillin</div> </div> <div> <div>Reaction</div> <div>Itching</div> </div> <div> <div>Date Identified</div> <div></div> </div> <div> <div>Sensitivity</div> <div>Allergy</div> </div> <div> <div>Confirm Status</div> <div>Suspect</div> </div> <div> <div>Comment</div> <div></div> </div> </div> </div> <div>Close</div> </div> </div>
When entering a new order as a prescriber you will see allergies at the top of the window	<div>Enter New Orders</div> <div> <div>Allergies: Has allergies - Penicillin</div> <div> <div>Pt Name: J05 Test</div> <div>Admit weight kg:</div> <div>Adjusted Body Weight kg:</div> <div>Calc IBW kg:</div> </div> </div>

Add/Edit Allergy Information	
Allergies are added in the ICU Demographic Form	
Click Show Empty Rows , in the Chart tab to begin editing the form	
Scroll down to Allergies in the Other Patient Information section of the form	
Click into the Allergies field	
Select the relevant available option	
If there are No known allergies, then you can click Save Chart after making that selection	
If there is an allergy, click the + next to the Allergies field below this selection	

Add/Edit Allergy Information

Fill in the allergy section, the Allergy **Type** defaults to Drug Allergy so change this as needed

- Allergies 1

Type

Drug allergy

Drug Allergen

Severity

Reaction

Date Identified

Sensitivity

Confirm Status

Comment

If adding more than one Allergy, click the + again to add another section

- Allergies

With all allergies added, click **Save Chart**


[Home](#)

Chart

XLinks

 Add Document

 Save Chart

 Enter
New Ord



Patient
es Man

Chart