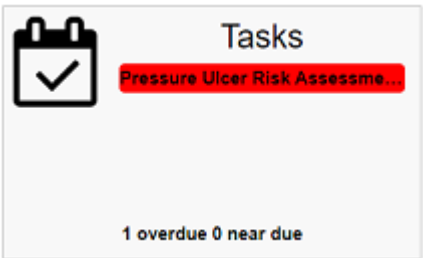
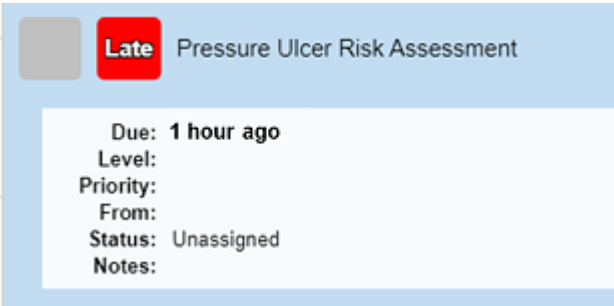

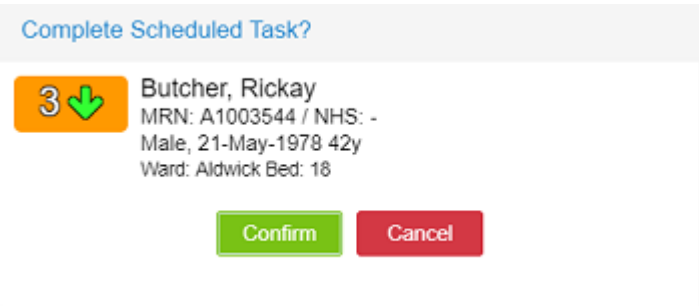
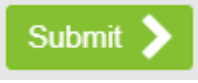
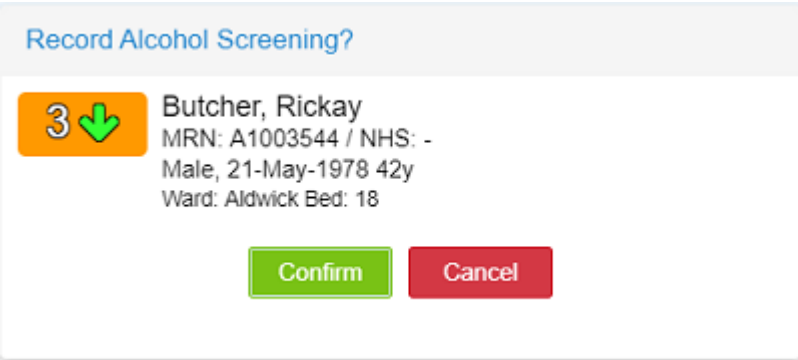
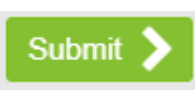


Complete Assessments	
Complete a Scheduled Assessment:	
Select the patient and click on the Tasks tile, any due assessments will be listed	
Click on the assessment name if you want to see when the assessment was, or is due	
Click on the green tick to start the assessment	
Check the patient details and click on Confirm	
<p>Some information may pull forward from the previously completed assessment. Changes can be made and the rest of the form can be completed. Sometimes there may be links to information, policies and care plans.</p> <p>Click on the link to open these in a new window</p> <p>Algorithm for the selection of pressure reducing systems</p>	
When the form has been completed click on Submit	
You will be returned to the assessments page for the patient	
Complete an On-Demand Assessment:	

Complete Assessments	
Select the patient and click on the Tasks tile, any due assessments will be listed	
Click on the On-Demand Assessment tile	
A list of available assessments will display	
Click on the assessment name and click on Confirm	
Complete the form as appropriate and click on Submit	
You will be returned to the assessments page for the patient	
Click on the back arrow button	